Signature Line

Crestpoint OPHTHALMICS

Amon

Single-Use Micro-Grasping
Forceps Needle for
Intrascleral Fixation Techniques



Geuder®
Germany

Multifunctional Precision

My forceps needle is a significant innovation in ophthalmic surgery that enhances the efficiency and precision of complex procedures, particularly in IOL fixation.

It was designed to provide intraocular access like a needle while also functioning as a forceps to grasp tissue, suture material or haptics in a single maneuver.

Michael Amon

Prof. Michael Amon (Austria)

Geuder Signature Line

Original size

The Amon 27G Single-Use Micro-Grasping Forceps Needle





Challenge

Intrascleral haptic fixation of IOLs is a complex procedure that requires high precision. The use of conventional needles involves a secondary instrument inserting the haptic into its lumen, with difficulty increasing for the trailing haptic. Disengaging is also a potential risk when using conventional needles.

Solution

A combination of needle-shaped probe with internal micro-grasping forceps. The instrument provides intraocular access, grasps and secures haptics into its lumen and externalizes them, minimizing the risk of disengagement. All in one instrument, in one continuous maneuvre.

The Amon Forceps Needle Offers a Broad Range of Applications

- Scleral fixation of multiple IOL designs
- Iris fixation of IOLs
- Fixation of capsular tension rings
- Fixation of capsular segments
- Gore-Tex and Polypropylene sutures

Watch the following video for an in-vitro and in-vivo demonstration by Prof. Michael Amon (Austria)
https://bit.ly/41j9ZFb

Features of the Amon Forceps Needle

Beveled needle-shaped tip with excellent piercing properties for sclerotomies and scleral tunnels

Micro-grasping forceps facilitate the handling of IOL haptics and suture materials



Secure grasping ability prevents unexpected disengaging of IOL haptics or suture materials

Create
scleral tunnel

Rotate for
optimal position



Grasp
IOL haptic



Hold and
externalize safely

In conclusion, the instrument's 2-in-1 design increases efficiency by enabling one-step maneuvers. This saves time in the operating room and minimizes the risk of complications.

The Yamane Flanged Intrascleral Haptic Fixation (FIHF) Technique with Amon Forceps Needle

The Amon Forceps Needle was developed to address certain limitations encountered with flanged intrascleral haptic fixation (FIHF) techniques such as described by Dr. Shin Yamane (Japan).

In comparison to conventional needles, the Amon Forceps Needle prevents slippage of IOL haptics during externalization. As the forceps needle enhances control and precision, it further simplifies and standardizes the Yamane technique with its numerous advantages, if used with the Yamane Double Needle Stabilizer by Geuder:

- Simplified localization of the sclerotomy positions
- Control of puncture angles to form intrascleral tunnels
- Standardized insertion angles
- Fixation of the eye during needle insertion

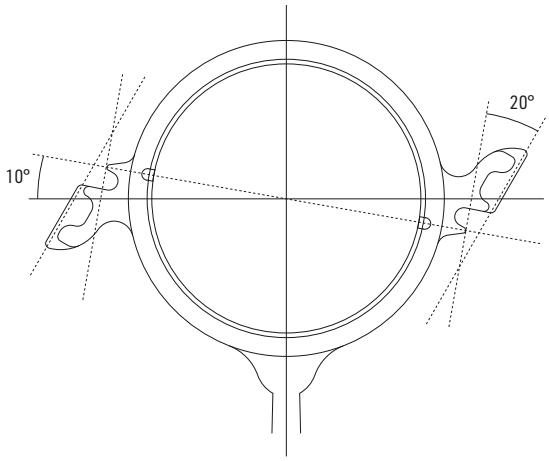

Yamane Double Needle Stabilizer, original size (details on page 11)

The Yamane Double Needle Stabilizer provides precise localization of the entry points as well as insertion and inclination angles for the needle when creating the scleral tunnels, in a reproducible way. The addition of the Amon Forceps Needle and its innovating and simplifying features, are a step forward towards standardization of intrascleral fixation techniques.

Geuder Signature Line

Step by Step
Yamane Technique with
Amon Forceps Needle

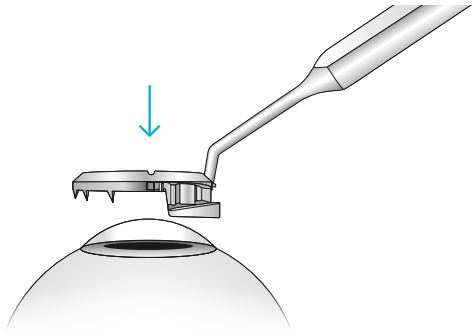

1. Stabilization

The Yamane Double Needle Stabilizer features globe fixation as an improvement over the single fixation point that tissue forceps can achieve.

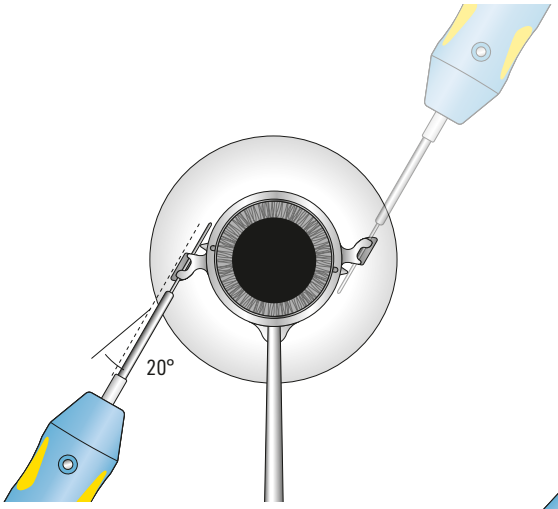

2. Precise insertion

The platforms offer visual confirmation of the entry points at the respective distance from limbus and the tangential angle of insertion. As well as the inclination angle in respect to the iris plane.

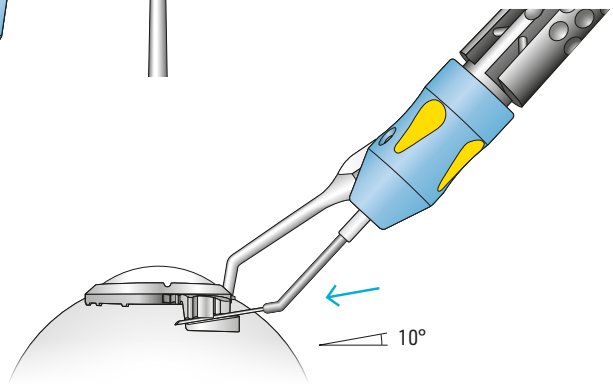

3. Simplified maneuvre

The Amon Forceps Needle is suitable to work in combination with the stabilizer, blending the precision and simplifying features of both surgical tools.

"The Forceps Needle is a Brilliant Innovation."

What Ophthalmologists Say

"The Forceps Needle is a brilliant innovation."

Robert H. Osher, MD
The Video Journal of Cataract, Refractive and Glaucoma Surgery

Watch the video here

"It made my life easier by making the surgery more efficient and easier for me and that translates into easier recovery for the patient."

Brandon D. Ayres, MD
www.youtube.com/@brandonayres

Watch the video here

"... provides a simplification of Dr. Yamane's procedure making it easier for surgeons to perform this technique for ISHF."

Sadeer B. Hannush, MD
2024 American Academy of Ophthalmology

Watch the video here

Geuder° Signature Line

Prof. Michael Amon in Focus

41ST ANNUAL ASCRS film festival

Runner-up price for Prof. Amon in the category new techniques:

Utilizing needle function and grasping function with a new instrument for different scleral fixation techniques of IOLs: the Forceps Needle

41st Annual ASCRS Film Festival
Category of new techniques

ESCRS 2024

At the European Society of Cataract and Refractive Surgeons meeting, Prof. Michael Amon's **"Saloon Door" technique** wins **ESCRS Video Award 2024**. The technique is used during an open-sky IOL exchange with the help of the Forceps Needle.

ESCRS video awards 2024



Recommended literature:

Flanging Techniques in Anterior Segment Surgery – Mastering Aphakia, IOL-exchange and IOL-refixation

Prof. Michael Amon
https://bit.ly/4h68aBj

Specifications and Order Information

G-34502

AMON
Single-Use Forceps Needle
for intrascleral IOL fixation
27 gauge / 0.4 mm
6 pcs. per box, sterile
for use with JAPAN MODEL Handle G-38240

G-38240

JAPAN MODEL
Handle
for capsule scissors and forceps
interchangeable tips
6 mm, titanium
overall length 90 mm

Recommended Accessories

G-19828

Single-Use Low Temperature Battery Cautery
fine tip (1.5 mm), tip length 28 mm,
max. temp. 600 °C
10 pcs. per box, sterile

Recommended Accessories for Yamane Technique

The Amon Forceps Needle can be used in combination with the Yamane Double Needle Stabilizer to overcome limitations of conventional cannulas or needles used for externalizing IOL haptics.

G-31497

YAMANE
Double Needle Stabilizer
Fixation ring for intrascleral IOL fixation
with double needle technique
for 27 gauge needles
overall length 110 mm

The Snyder-Osher IOL explantation scissors and forceps facilitate the removal of IOLs through small incisions avoiding induced astigmatism.



SNYDER-OSHER
IOL Scissors
For cutting acrylic and silicone foldable IOLs
lower notched blade to create IOL traction
18 gauge / 1.2 mm shaft
overall length 150 mm

G-32998 short model, 3.5 mm blades
G-32996 long model, 4.5 mm blades

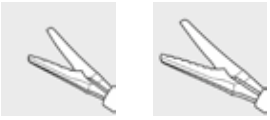

G-32997

SNYDER-OSHER
IOL Forceps
to hold the IOL while cutting it inside
the capsular bag
2 mm long jaws with 0.5 mm serrated tips
22 gauge / 0.7 mm lightly curved shaft
overall length 99 mm

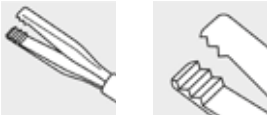

Distributed by:

Crestpoint Ophthalmics
9100 Watson Road
Suite 100
St.Louis MO 63126

Phone:314 849 7773
FAX:314 849 7776
E-mail:custsvc@crestpointmgt.com
ZGC482 6/1/2026

Geuder reserves the right to make changes to technical details in response to recent developments. Geuder does not assume liability for the accuracy of each individual statement. Illustrations are not drawn to scale.

2025-04 69451

Geuder®
Germany

Geuder AG
Hertzstrasse 4
69126 Heidelberg
Germany

T +49 6221 3066
F +49 6221 303122
info@geuder.de
geuder.de

CE 2797